



Description

Multifix Modulo is a range of installation boxes with knock-outs from Schneider Electric.

The round apparatus box is available in two depths, 46 and 61 mm (external measures). The junction box is either round with snap-fitted cover or square with screw-fixed cover. Both apparatus and junction boxes are intended for mounting in brick walls. They are also available as DIY products.

The Multifix Modulo boxes are resistant to cold and heat and can safely be installed in most environments. All metal parts are zinc-plated to eliminate risk of corrosion, and the plastic parts withstand a glow wire test of 650°.

The boxes can be used for most wiring device ranges with c/c 60 mm fixing centres.

Applications

Flush-mounted boxes for brick walls. Suitable for most environments in residential and industrial buildings.

Benefits



- Good rigidity of the box
- No tools needed to remove knock-outs
- No risk for injuries – knock-outs that are clean cut to leave neither sharp edges nor burrs
- Smart solution – knock-outs of various sizes in the same box
- Universal box – handles wiring devices with c/c 60 mm fixing centres
- Meets most requirements of wiring device combinations
- Integrated interface for connection of several boxes in a row
- Self-instructive and functional design

Technical and Material data


Material, box	PP (polypropylene)
Density	0.97 g/cm ³
Colour specification	• Green RAL 6001 (box) • White RAL 9010 (cover)
Degree of protection	IP30
Flame resistance	650°C
Temperature range	Operating temperature from -25°C to +60°C
Standards	• IEC 60670-1 Boxes and enclosures for electrical accessories • GOST R50827-95 Installation boxes

Mounting instructions

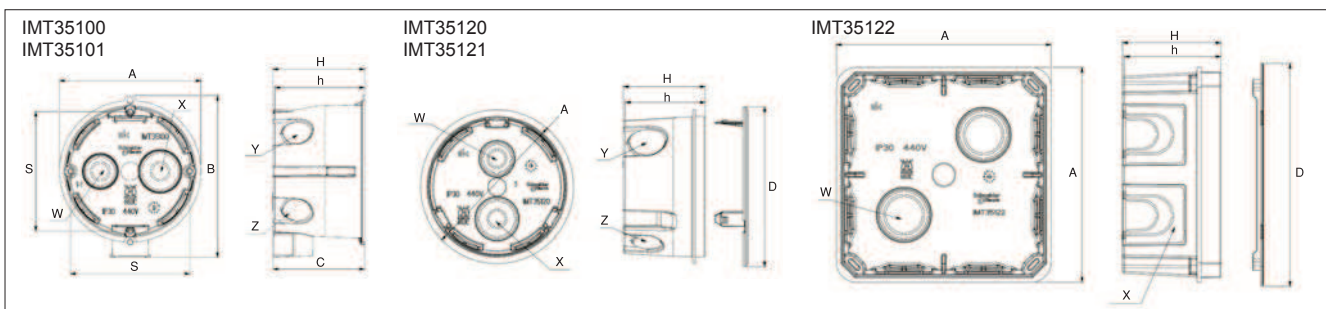
Mounting instruction, Art.No. 20064513, is available on PI@net.



1. Removal of the snap-fitted cover of the junction box
2. Boxes connected side by side, smart snap-lock function at the front of the box
3. Connection of boxes with different depths, the integrated connection interface ensures a correct position



Dimensions, mm



	A	B	H	h	C	S	W	X	Y	Z		A	H	h	D	W	X	Y	Z		A	H	h	D	W	X	
IMT35100	Ø71	81	46	45	46	60	10/16	10/20	2x16	2x20	IMT35120	Ø77	41	40	Ø80	10/16	10/20	2x20	2x16	IMT35122	108	49.5	48	112	2x20/25	8x16/20/30	
IMT35101	Ø71	81	60	59	46	60	10/16	10/20	2x16	2x20	IMT35121	Ø102	49.5	48	Ø107	16/25	16/25	4x25	4x20								

Apparatus & junction boxes

Type	Colour	Box dim. A/B/C (mm)		Qty per package	EAN code	Internal ID-No.	Ref. No.
Single apparatus box							
Single-station round apparatus box with eight knock-outs, to be used in brick walls. Size of knock-outs: two Ø10 mm, three Ø16 mm and three Ø20 mm. Integrated connection interface for connection of two or more boxes in a row, ensures a correct flush position also when the boxes have different heights. Degree of protection IP30. Material: PP (polypropylene).							
P123518	Green	81/46/71		200/4800	3606480343209	20062610	IMT35100
P123519	Green	81/61/71		120	3606480343223	20062611	IMT35101
Round junction box							
Round junction box with eight knock-outs, including white snap-fitted cover, to be used in brick walls. Size of knock-outs: two Ø10 mm, three Ø16 mm and three Ø20 mm. Degree of protection IP30. Material: PP (polypropylene).							
P123520	Green	Ø80/43		175	3606480343247	20064048	IMT35120
Round junction box with twelve knock-outs, including white snap-fitted cover, to be used in brick walls. Size of knock-outs: two Ø16 mm, four Ø20 mm and six Ø25 mm. Degree of protection IP30. Material: PP (polypropylene).							
P123521	Green	Ø107/51		84	3606480343261	20064050	IMT35121
Square junction box							
Square junction box with 28 knock-outs, including white screw-fixed cover and four screws, to be used in brick walls. Size of knock-outs: eight Ø16 mm, ten Ø20 mm, two Ø25 mm and eight Ø30 mm. Degree of protection IP30. Material: PP (polypropylene).							
P123522	Green	112/51/112		72	3606480343285	20064052	IMT35122

Apparatus & junction boxes, DIY

Single apparatus box							
Single-station round apparatus box with eight knock-outs, to be used in brick walls. Size of knock-outs: two Ø10 mm, three Ø16 mm and three Ø20 mm. Integrated connection interface for connection of two or more boxes in a row, ensures a correct flush position also when the boxes have different heights. For DIY. Material: PP (polypropylene).							
P123518	Green	81/46/71		200	3606480343216	20064046	IMT351001
P123519	Green	81/61/71		120	3606480343230	20064047	IMT351011
Round junction box							
Round junction box with eight knock-outs, including white snap-fitted cover, to be used in brick walls. Size of knock-outs: two Ø10 mm, three Ø16 mm and three Ø20 mm. Degree of protection IP30. For DIY. Material: PP (polypropylene).							
P123520	Green	Ø80/43		175	3606480343254	20064049	IMT351201
Round junction box with twelve knock-outs, including white snap-fitted cover, to be used in brick walls. Size of knock-outs: two Ø16 mm, four Ø20 mm and six Ø25 mm. Degree of protection IP30. Material: PP (polypropylene).							
P123521	Green	Ø107/51		84	3606480343278	20064051	IMT351211
Square junction box							
Square junction box with 28 knock-outs, including white screw-fixed cover and four screws, to be used in brick walls. Size of knock-outs: eight Ø16 mm, ten Ø20 mm, two Ø25 mm and eight Ø30 mm. Degree of protection IP30. For DIY. Material: PP (polypropylene).							
P123522	Green	112/51/112		72	3606480343292	20064053	IMT351221